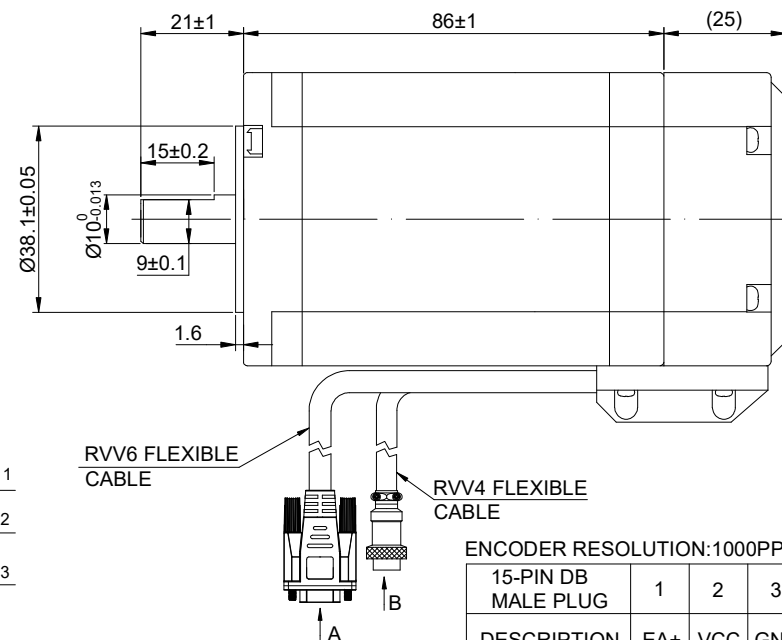
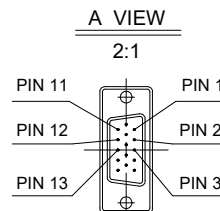
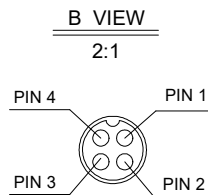
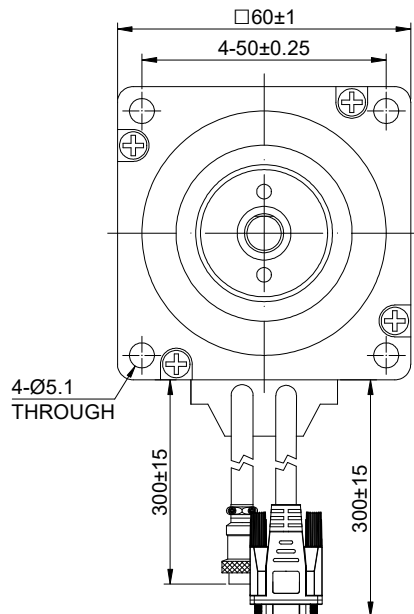


MODEL NO.	24HS34-5004D-E1000	DWG NO.	A1410
-----------	--------------------	---------	-------

CUSTOMER'S MODEL: NO MODEL  
END COVER COLOR: BLACK

REV.	REVISION RECORD	BY	DATE
0	ORIGIN	LDJ	6.20.2023



ENCODER RESOLUTION:1000PPR(4000CPR)

15-PIN DB MALE PLUG	1	2	3	11	12	13
DESCRIPTION	EA+	VCC	GND	EB+	EB-	EA-

MOTOR CONNECTION		
PIN NO	BIPOLAR	WINDING
1	A+	
2	A -	
3	B+	
4	B -	

CONNECTION	BIPOLAR
SPECIFICATION	
AMPS/PHASE	5.00
RESISTANCE/PHASE(Ohms)@25°C	0.52±10%
INDUCTANCE/PHASE(mH)@1KHz	2.10±20%
HOLDING TORQUE(Nm)[lb-in]	3.00 [26.57]
STEP ANGLE(°)	1.80
STEP ACCURACY(NON-ACCUM)	±5.00%
ROTOR INERTIA(g·cm²)	—
WEIGHT(Kg)[lb]	—
AMBIENT TEMPERATURE	-10°C~50°C[14°F~122°F]
INSULATION CLASS	B 130°C[266°F]
TEMPERATURE RISE	MAX.80°C

COMMENT:

- 1.DYNAMIC AXIAL LOAD: 15N MAX
- 2.DYNAMIC RADIAL LOAD @ SHAFT LENGTH 20mm: 75N MAX
- 3.TMBF 6000h OR MORE @ 24V/300RPM
- 4.INSULATION RESISTANCE (NORMAL TEMPERATURE AND HUMIDITY): 100 Mohm
- 5.DIELECTRIC STRENGTH 500VAC FOR 1MIN.(BETWEEN THE MOTOR COILS AND THE MOTOR CASE )

FULL STEP 2 PHASE-Ex.,WHEN FACING MOUNTING END (X)

STEP	A+	B+	A-	B-
1	+	+	-	-
2	-	+	+	-
3	-	-	+	+
4	+	-	-	+

DIMENSIONS ARE IN MILLIMETERS.  
TOLERANCES AS BELOW:  
DECIMALS ANGLES  
X ±0.5 ±2°  
X.X ±0.25  
X.XX ±0.13

THIRD ANGLE PROJECTION

THIS DOCUMENT SHALL NOT BE REPRODUCED  
NOR SHALL THE INFORMATION CONTAINED  
HEREIN BE USED BY OR DISCLOSED TO  
OTHERS UNLESS EXPRESSLY AUTHORIZED IN  
BY WRITING STEPPERONLINE.

SIGNATURE		DATE
DRN	LDJ	6.20.2023
APVD	-	-

STEPPERONLINE®									
STEPPER MOTOR									
24HS34-5004D-E1000									
REV.	0	SCALE	2:3	DWG NO.	A1410				